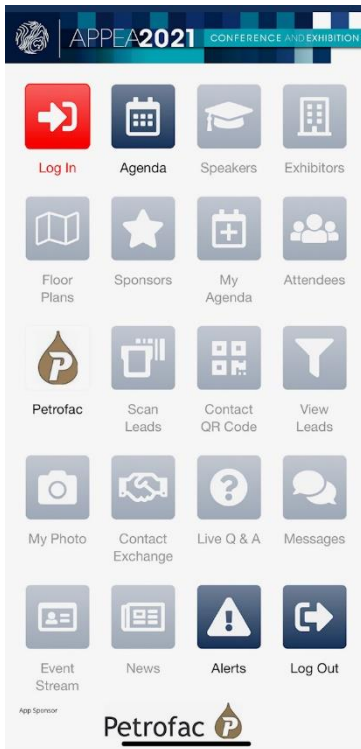


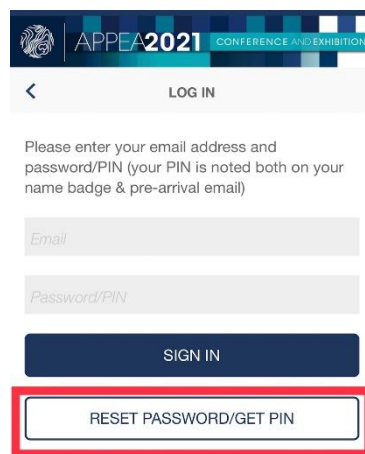
APPEA 2021 Mobile App

Whist most are familiar with event apps and how to use them, the following highlights some select tips and features of the app to maximise you're your APPEA 2021 experience.

Logging in



You have been issued an email with a personalised login.



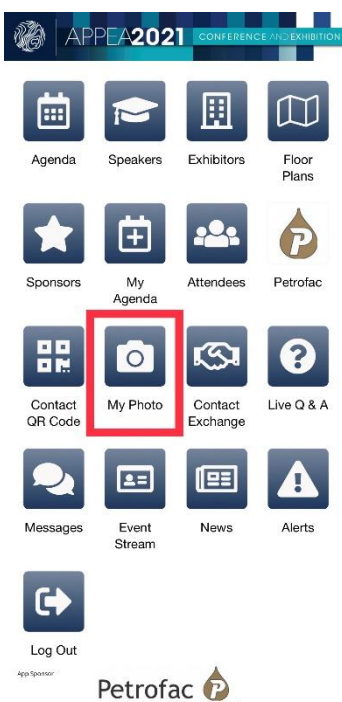
Tap the big red 'Log in' icon & enter your email and app pin.

Your pin is in also printed on the reverse side of your name badge.

If you get stuck, just tap the 'reset password/get pin' button

Once you log in, the greyed-out icons will become active.

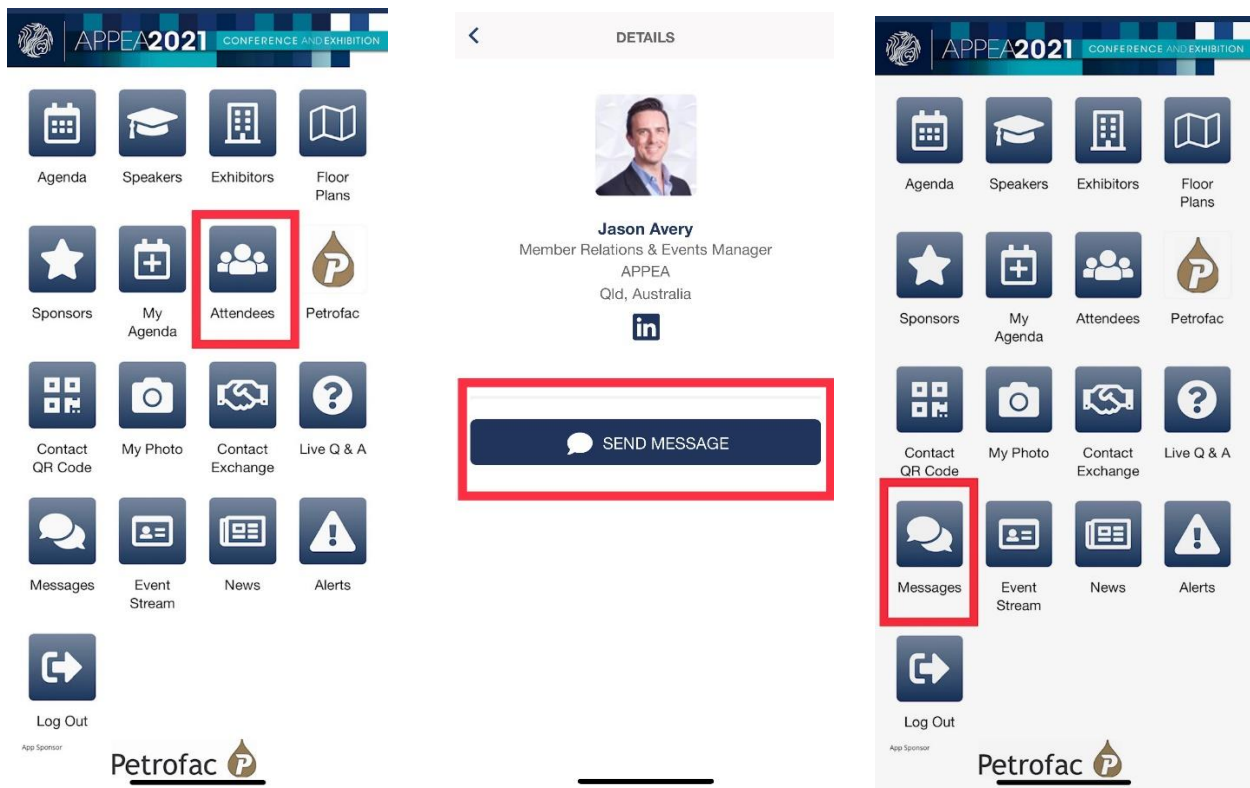
Profile picture



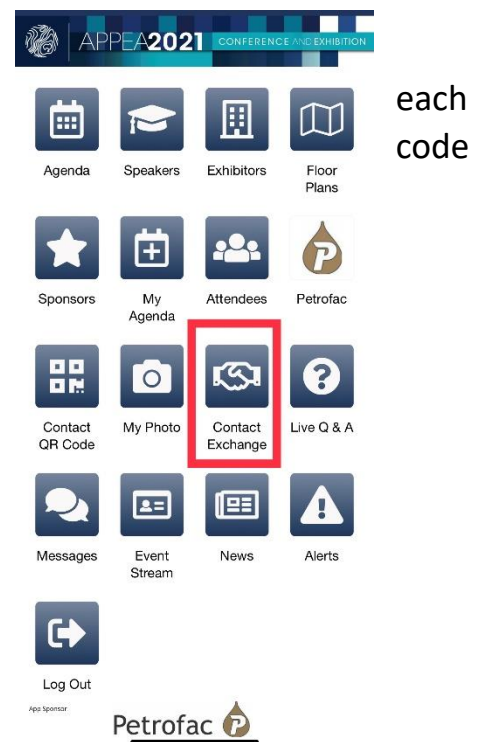
To maximise business networking, all delegates are strongly encouraged to upload a head shot photo to your profile using the 'My photo' icon

Connecting with conference attendees

The 'Attendees' icon has all conference attendees who have consented to being listed on the app. You can send a message to an attendee, and it will appear under the 'messages' icon. If the recipient of the messages wishes to connect or reply they are free to do so.



Tap on the 'Contact exchange' icon to connect with other via scanning name badges or the Contact QR on your device



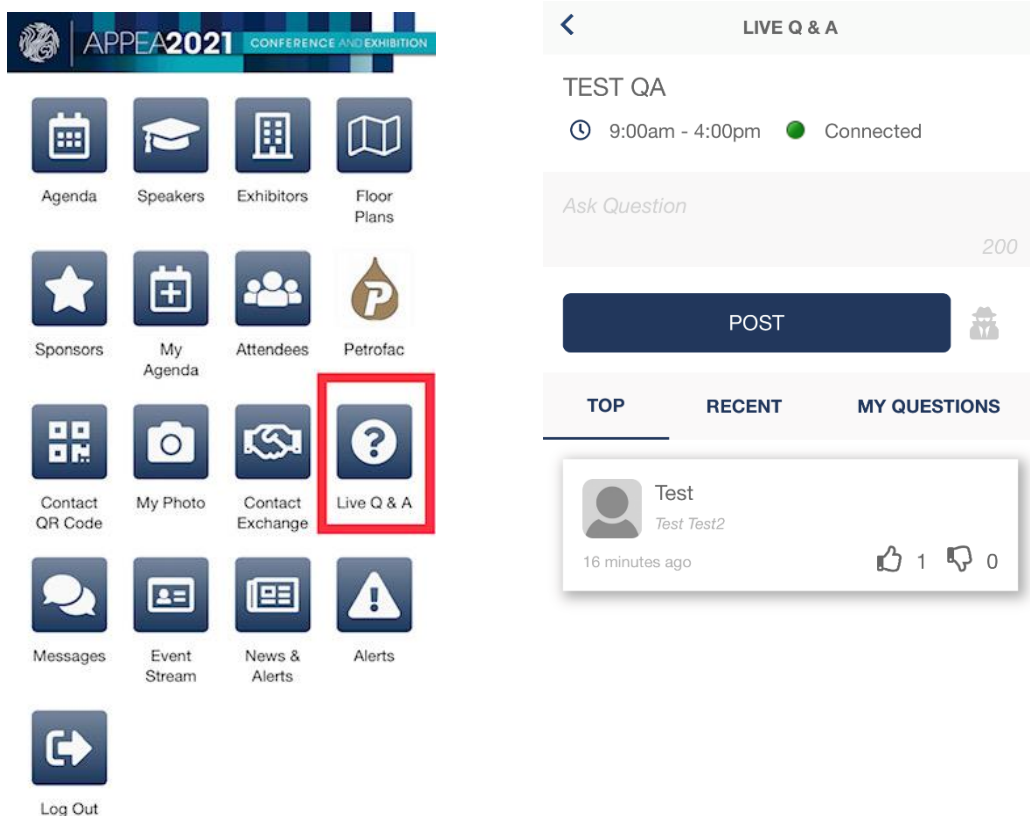
Asking questions to presenters during sessions

1. Tap the 'Live Q&A' icon
2. Select your session
3. Enter your question and then
4. tap the 'post' button.

This sends your question to an iPad that the facilitator/chairperson has, which collates all questions from all attendees.

Every endeavour will be made to answer your question, however there may be times when the volume of questions submitted means this may not be permissible.

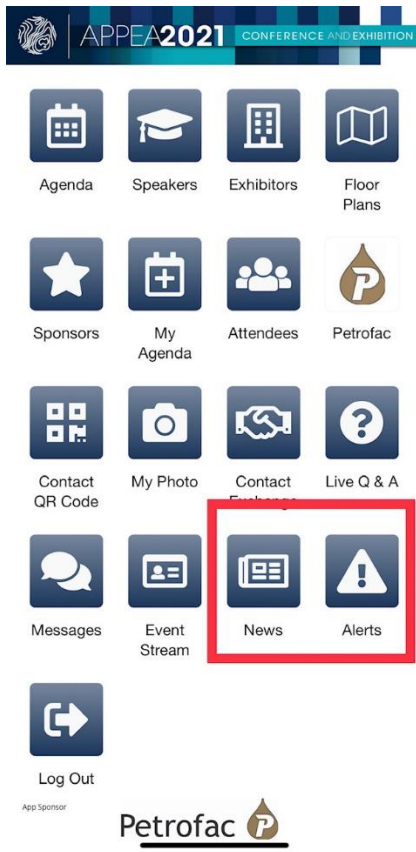
(as the iPad the chairperson has is receiving questions from both delegates onsite at the convention centre, as well as virtual delegates from around the world for the live streamed sessions)




















Note: the Live Q&A app will only be active for use during the scheduled time of the session.

News and Updates

Be sure to regularly check the news updates and messages.



The image shows the main menu of the APPEA 2021 app. At the top is a header with the APPEA 2021 logo and the text 'CONFERENCE AND EXHIBITION'. Below the header is a grid of 16 icons, each with a label underneath. The icons are arranged in four rows of four. The 'News' and 'Alerts' icons in the third row are highlighted with a red rectangular border. At the bottom of the menu is a 'Log Out' button with a right-pointing arrow icon. Below the 'Log Out' button is the text 'App Sponsor' followed by the Petrofac logo, which consists of the word 'Petrofac' and a stylized 'P' inside a drop shape.

			
Agenda	Speakers	Exhibitors	Floor Plans
			
Sponsors	My Agenda	Attendees	Petrofac
			
Contact QR Code	My Photo	Contact Exhibitors	Live Q & A
			
Messages	Event Stream	News	Alerts
			
Log Out			

App Sponsor 